D62LCB *(High current type / 高電流タイプ)*

Dimensions / 外形寸法図

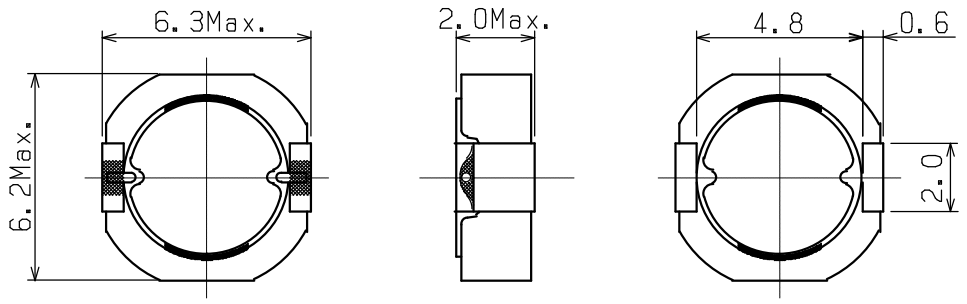

Tolerance ：±0.3
Unit ： mm

Recommended Pad Layout / 推奨パターン図

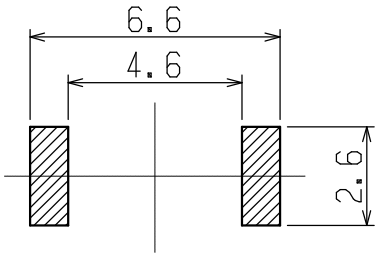

Characteristics / 仕 様

TOKO No.	Inductance [μH]	Tolerance [%]	DC Resistance [mΩ]Max.(Typ.)	Rated DC Current ΔL/L=30% [A]Max.(Typ.)	Rated DC Current ΔT=40℃ [A]Max.(Typ.)
#A918BY-R56N	0.56	±30	18(14)	7.1(9.4)	4.3(5.0)
#A918BY-R91N	0.91	±30	25(21)	5.7(7.4)	3.4(4.0)
#A918BY-1R3N	1.3	±30	29(24)	4.8(6.3)	3.1(3.7)
#A918BY-1R8N	1.8	±30	42(35)	3.9(5.2)	2.5(3.0)
#A918BY-2R4N	2.4	±30	50(42)	3.5(4.6)	2.3(2.7)
#A918BY-3R3N	3.3	±30	64(53)	3.0(4.0)	2.0(2.4)
#A918BY-3R9N	3.9	±30	86(72)	2.7(3.5)	1.7(2.0)
#A918BY-4R7M	4.7	±20	107(89)	2.4(3.2)	1.5(1.8)
#A918BY-5R6M	5.6	±20	130(110)	2.2(3.0)	1.3(1.5)

( ) Typical data

⚠ お断り

1. このカタログの記載の製品について、極めて高い信頼性が要求される用途でのご使用をご検討の場合、またはこのカタログに記載された用途以外でのご使用をご検討の場合は、必ず事前に当社営業窓口までご相談下さい。
2. このカタログの記載内容は2006年5月現在のものです。記載内容を予告なく変更することがありますのでご了承ください。ご注文に際しては仕様・納入仕様書などの取り交わしをお願いします。

1. Please be sure that you carefully discuss your planned purchase with our sales division if you intend to use the products in this catalog or if you intend to use products for applications other than those listed in this catalog.
2. Contents of this catalog are effective as of May. 2006. Note that the contents of this catalog are subject to change without notice. When placing your order, please confirm the specifications and delivery conditions.

D62LCB Type CHARACTERISTICS/特性例 (1 / 3)

#A918BY-R56N (Rdc = 14mΩ , Idc(L -30% at 25°C) = 9.2A , Idc(L -30% at 100°C) = 7.4A , Idc(ΔT 40°C) = 5.1A)

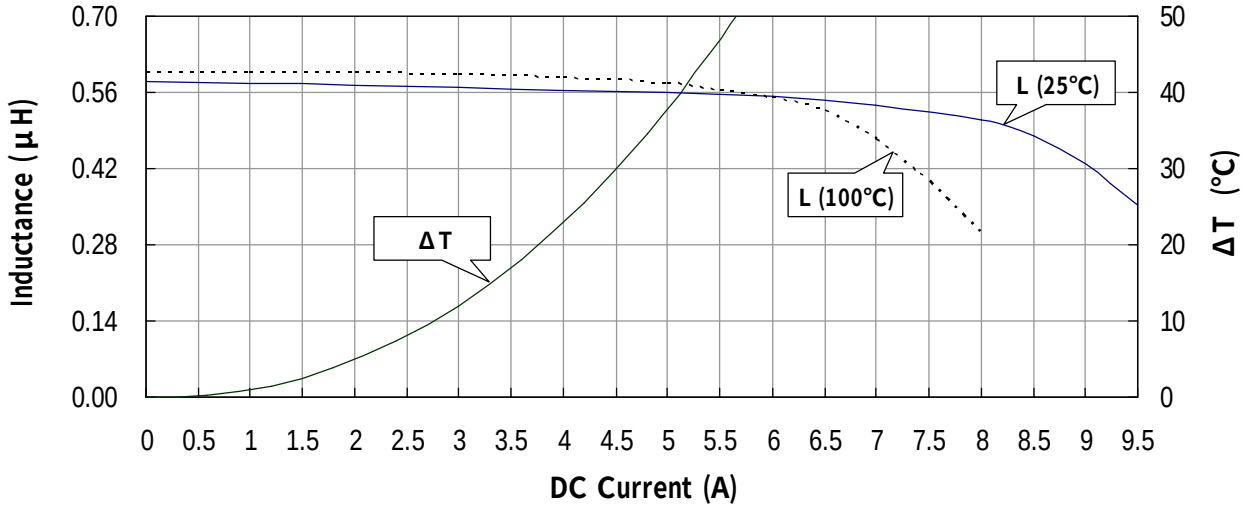

#A918BY-R91N (Rdc = 21mΩ , Idc(L -30% at 25°C) = 7.3A , Idc(L -30% at 100°C) = 5.8A , Idc(ΔT 40°C) = 4.1A)

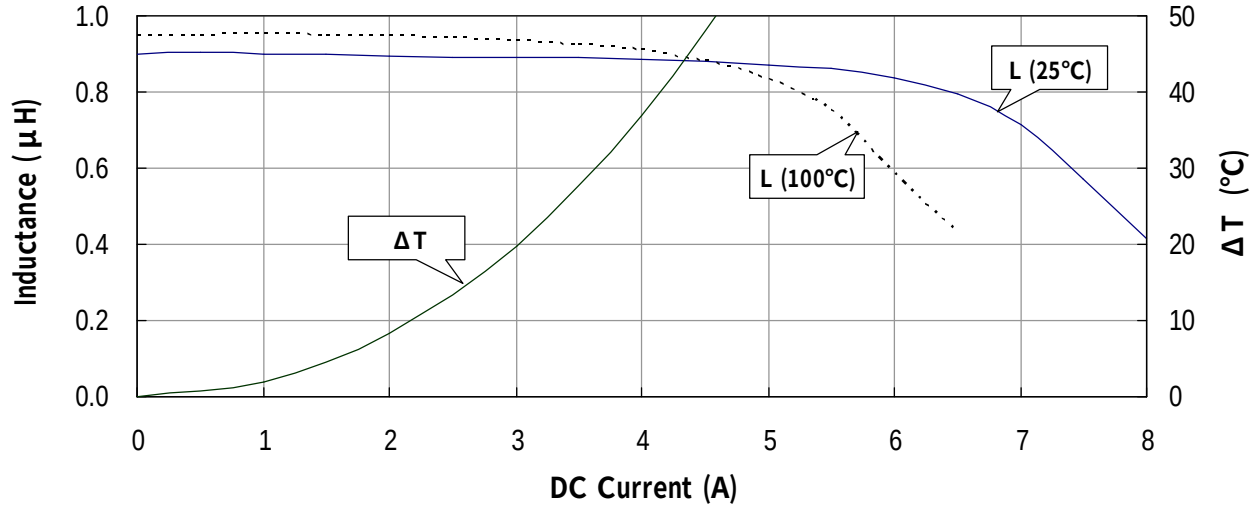

#A918BY-1R3N (Rdc = 24mΩ , Idc(L -30% at 25°C) = 6.3A , Idc(L -30% at 100°C) = 5.0A , Idc(ΔT 40°C) = 3.7A)

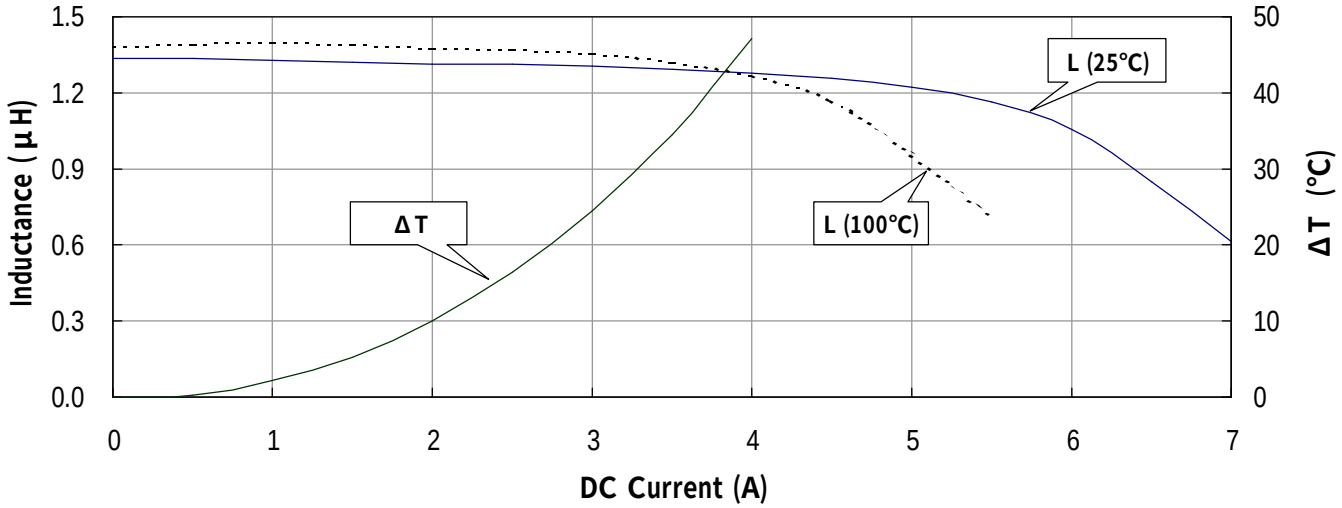

D62LCB Type CHARACTERISTICS/特性例 (2 / 3)

#A918BY-1R8N (Rdc = 35mΩ , Idc(L -30% at 25°C) = 5.2A , Idc(L -30% at 100°C) = 4.1A , Idc(ΔT 40°C) = 3.0A)

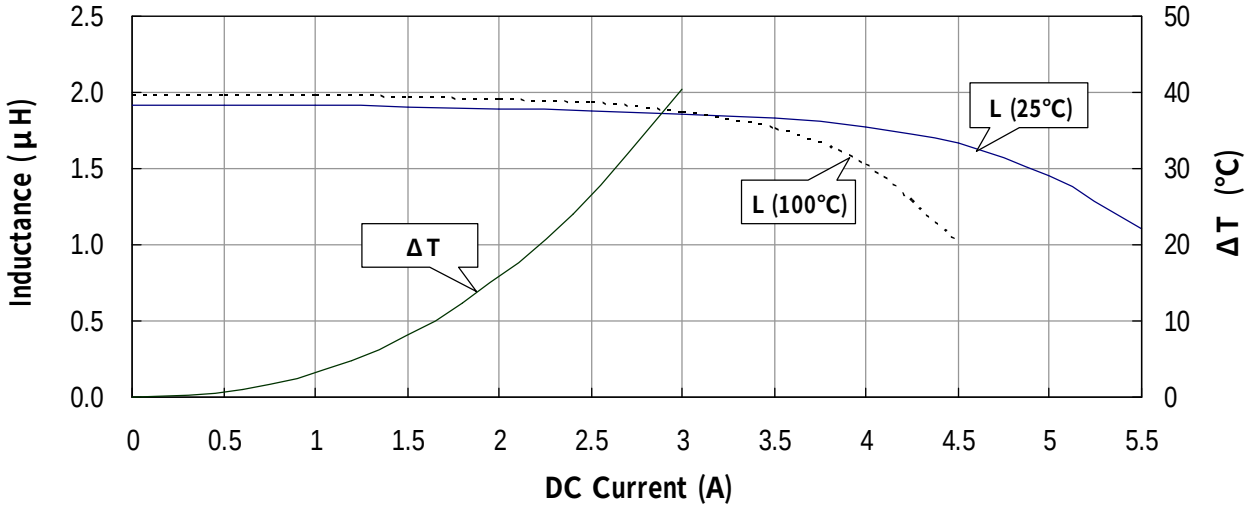

#A918BY-2R4N (Rdc = 42mΩ , Idc(L -30% at 25°C) = 4.6A , Idc(L -30% at 25°C) = 3.7A , Idc(ΔT 40°C) = 2.7A)

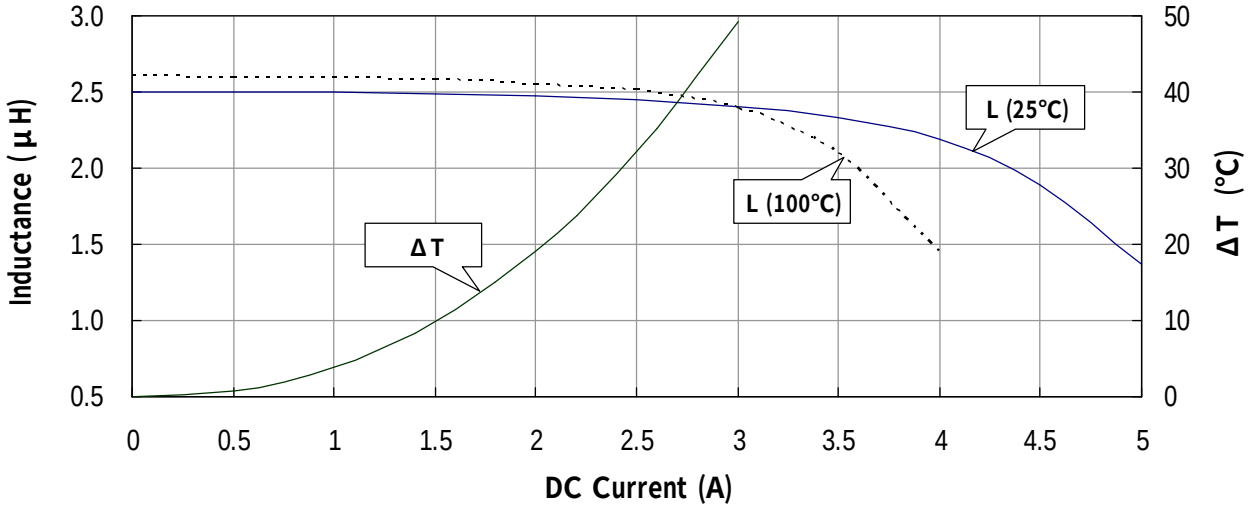

#A918BY-3R3N (Rdc = 53mΩ , Idc(L -30% at 25°C) = 4.1A , Idc(L -30% at 100°C) = 3.3A , Idc(ΔT 40°C) = 2.5A)

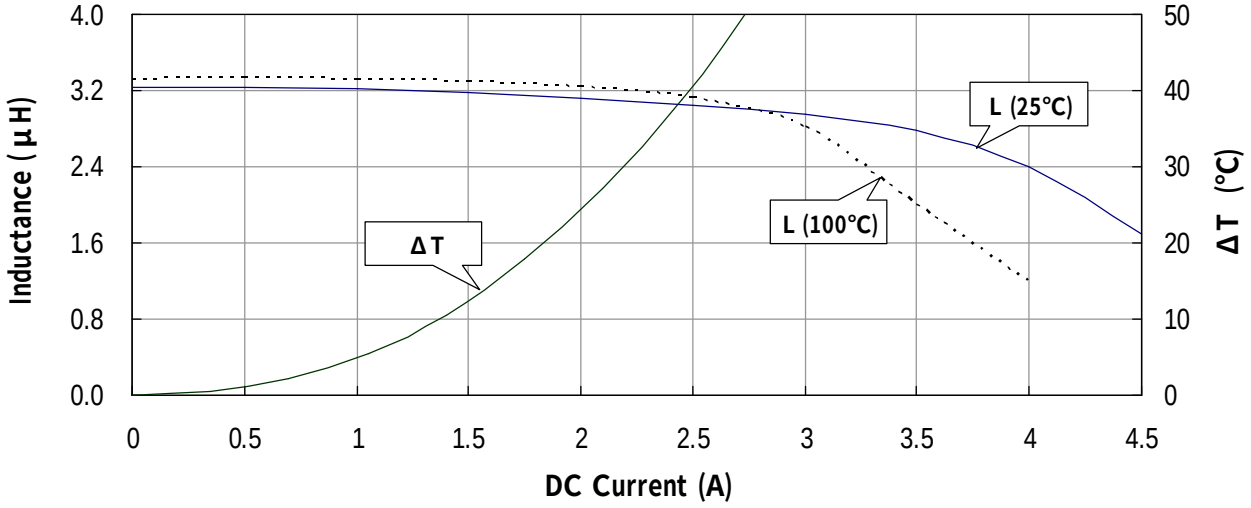

D62LCB Type CHARACTERISTICS/特性例 (3 / 3)

#A918BY-3R9N (Rdc = 72mΩ , Idc(L -30% at 25°C) = 3.5A , Idc(L -30% at 100°C) = 2.8A , Idc(ΔT 40°C) = 2.0A)

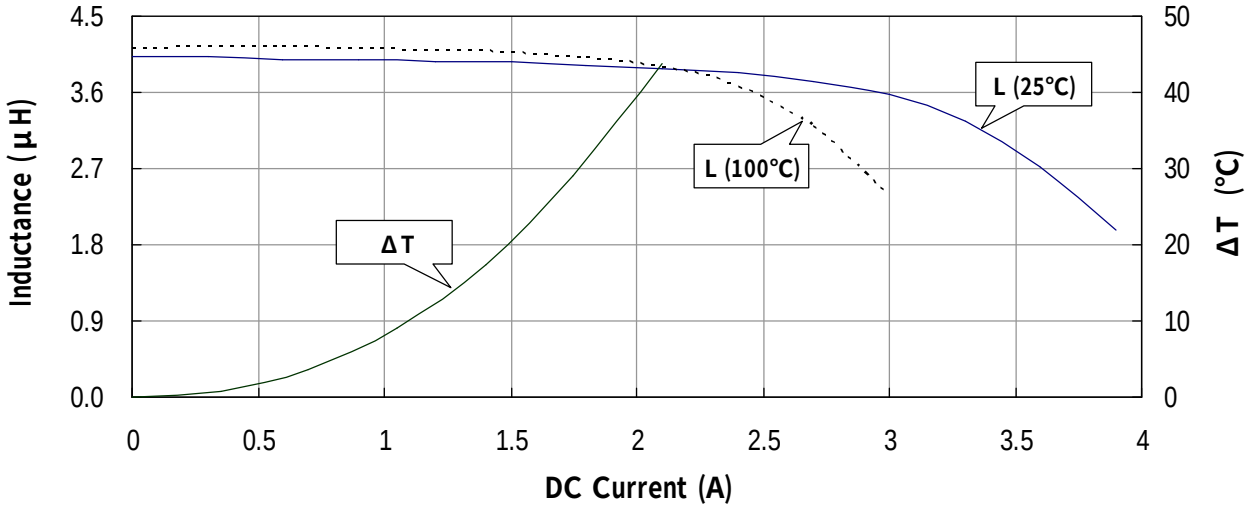

#A918BY-4R7M (Rdc = 89mΩ , Idc(L -30% at 25°C) = 3.3A , Idc(L -30% at 100°C) = 2.6A , Idc(ΔT 40°C) = 1.8A)

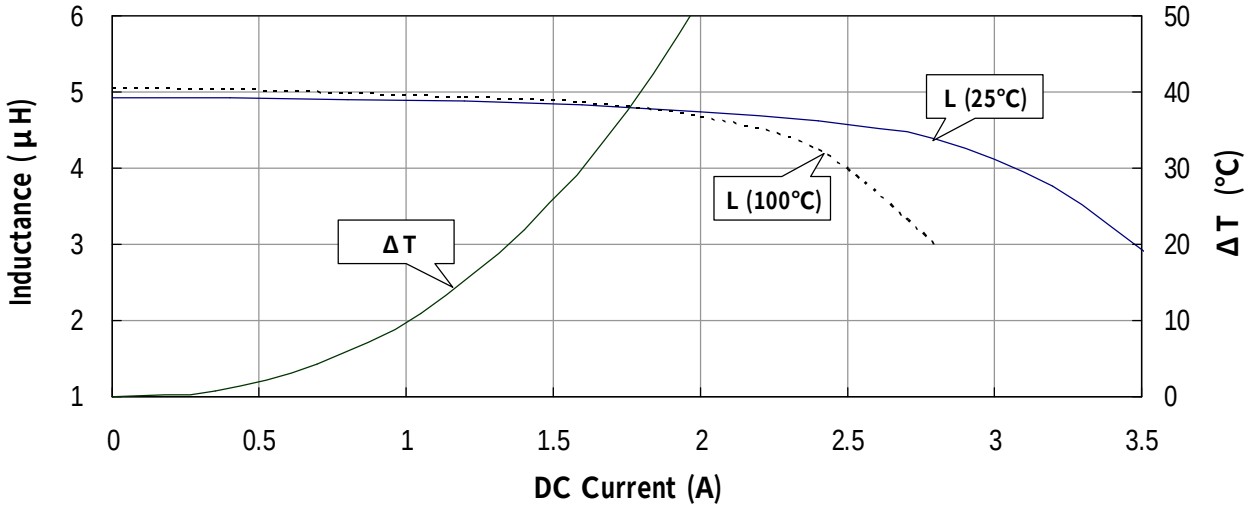
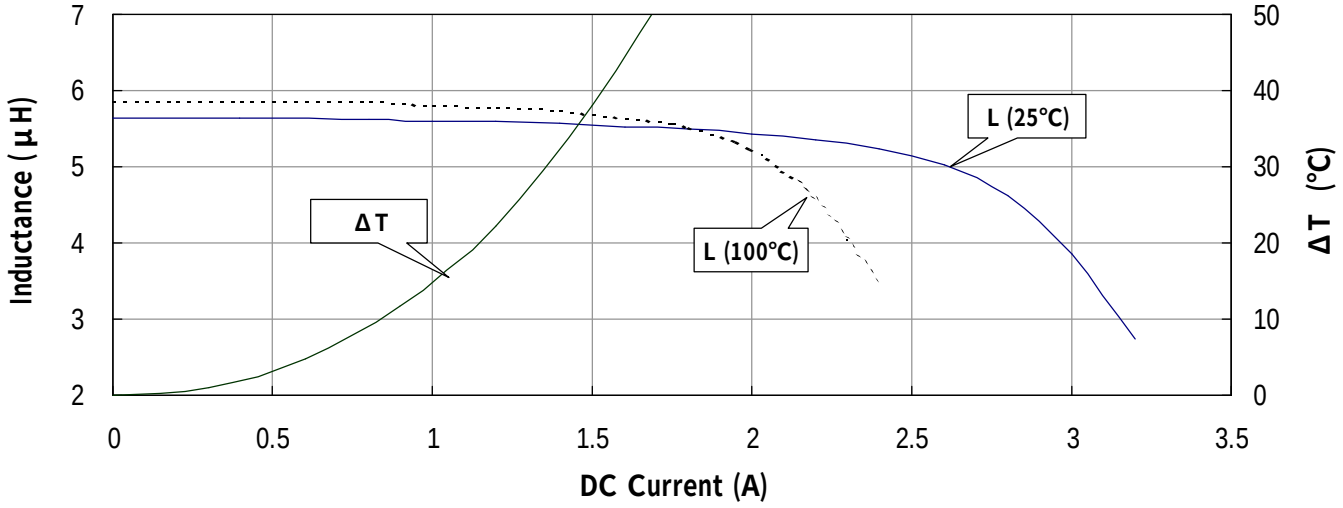
#A918BY-5R6M (Rdc = 110mΩ , Idc(L -30% at 25°C) = 3.0A , Idc(L -30% at 100°C) = 2.3A , Idc(ΔT 40°C) = 1.5A)